

BURNIT

by **SUNSYSTEM**

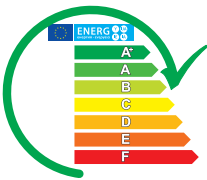
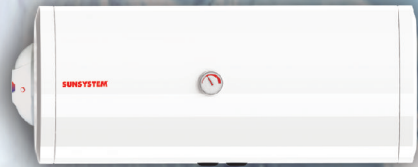
WALL-HUNG WATER HEATERS





Bathroom water heaters. Easy to install and use. Compact size. Vertical and horizontal models. Suitable to produce domestic hot water (DHW). In models with an electric heater, the water is heated directly.

While in models with a built-in heat exchanger and an electric heater, the water is heated by using electrical energy and / or an external source of heat (solar system or heating system).



Class

C

Capacity, Liters

50 - 120

Energy efficiency. Directive 2010/30/EU, Regulation 812/2013.



<p>Insulation</p>	<p>High efficiency insulation (DIN 4753-8): rigid PU, thickness 20 mm. External metal casing in white RAL 9003.</p>
<p>Water tank</p>	<p>Water tank of low-carbon steel S235JR. Complex corrosion protection realized by means of titanium enamel (DIN 4753-3) and two magnesium anodes (DIN 4753-6). Thermometer. Convenient inspection opening on the bottom of water tank. Control panel: external thermostat control, light indicator. Electric heating element: 1.5kW, 2kW, 3kW. Operating pressure: 8 bar Test pressure: 13 bar Maximum temperature: 95°C</p>
<p>Inlets / Outlets</p>	<p>All threads are external. Available models with Left-side inlets/outlets or right-side inlets/outlets for convenient connection.</p>
<p>Heat-exchanger: coil (models MB NL S1)</p>	<p>Enables the tank to utilize an external source of heat. Operating pressure: 16 bar Test pressure: 25 bar Maximum temperature: 110°C</p>
<p>Safety devices</p>	<p>Safety valve, 8 bar. Thermostat with dual thermal electric protection.</p>






MB NL Series with one coil



MB V/EL SLIM HL, electric (without coil). Vertical models.




Connections: bottom side (inlet/outlet water).

	Model		Code	H mm	H1 mm	C mm	D mm	
30	MB 30 V/EL SLIM HL	1.5	21010101105400	512	550	380	ø360	15
50	MB 50 V/EL SLIM HL	2	21010101105405	780	810	380	ø360	19
80	MB 80 V/EL SLIM HL	2	21010101105408	1145	1180	380	ø360	27



MB V/EL HL, electric (without coil). Vertical models.




Connections: bottom side (inlet/outlet water).

	Model		Code	H mm	H1 mm	C mm	D mm	
30	MB NL 30 V/EL HL	2	21010101105300	340	388	460	ø440	15
50	MB NL 50 V/EL HL	2	21010101105305	490	540	460	ø440	19
80	MB NL 80 V/EL HL	2	21010101105308	740	790	460	ø440	24
100	MB NL 100 V/EL HL	3	21010101105310	895	945	460	ø440	30
120	MB NL 120 V/EL HL	3	21010101105312	1060	1110	460	ø440	33



MB NL V/S1, with one coil. Vertical models

Connections: **bottom side** (inlet/outlet water) and **right side** (inlet/outlet coil).

	Model		Code	H mm	H1 mm	C mm	D mm	
80	MB NL 80 V/S1	2	4010101102205	800	740	460	ø440	36.4
		3	4010101102206					
100	MB NL 100 V/S1	2	4010101102209	960	900	460	ø440	43.6
		3	4010101102210					
120	MB NL 120 V/S1	2	4010101102213	1120	1060	460	ø440	49



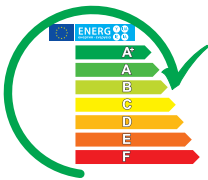
Bathroom water heaters with easy operation and compact size.

Vertical installation.

Suitable for domestic hot water production.

The models have two parallel heat exchangers coils for direct water heating.

Possibility to connect to the solar and heating system.



Class

C

Capacity, Liters

100 - 120

Energy efficiency. Directive 2010/30/EU, Regulation 812/2013.



Insulation	High efficiency insulation (DIN 4753-8): rigid PU, thickness 20 mm. External metal casing in white RAL 9003.
Water tank	Water tank of low-carbon steel S235JR. Complex corrosion protection realized by means of titanium enamel (DIN 4753-3) and and two magnesium anodes (DIN 4753-6). Thermometer. Convenient inspection opening on the bottom of water tank. Control panel: external thermostat control, light indicator. Electric heating element: 2kW, 3kW. Operating pressure: 8 bar Test pressure: 13 bar Maximum temperature: 95°C
Inlets / Outlets	All threads are external. Available models with Left-side inlets/outlets or right-side inlets/outlets for convenient connection.
Heat-exchanger: two parallel coils	Enables the tank to utilize an external source of heat. Operating pressure: 16 bar Test pressure: 25 bar Maximum temperature: 110°C



Safety devices	Safety valve, 8 bar. Thermostat with dual thermal electric protection.
-----------------------	---

MB NL PRL series with two parallel coils



MB NL PRL with two parallel coils

Vertical models.

Connections: **right side** (inlet/outlet water, coils).

	Model		Code
100	MB NL 100 PRL	3	4010101103009
120	MB NL 120 PRL	3	4010101103013

Connections: **left side** (inlet/outlet water, coils).

	Model		Code
100	MB NL 100 PRL L	3	4010101103011
120	MB NL 120 PRL L	3	4010101103015

MB NL PRL, with two coils. Vertical models.

General parameters

	H mm	H1 mm	C mm	D mm	kg
100	960	900	460	ø440	48
120	1120	1060	460	ø440	52

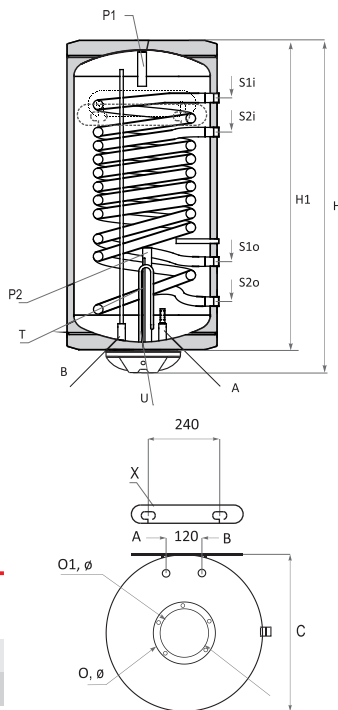
Heat exchanger coil. Parameters.

Vertical and horizontal models.

S1/S2 m ²	S1/S2 L	S1/S2 kW (m ³ /h)	S1/S2 NL 60°C	S1/S2 Δp, mbar
0.54/0.31	2.8/1.6	9(0.22) / 8(0.2)	1.3/1	55/50
0.54/0.31	2.8/1.6	9(0.22) / 8(0.2)	1.3/1	55/50

Inlets / Outlets

A mm Rp 1/2"	B mm Rp 1/2"	O mm Ø	P1/P2	S1i mm R¾"	S1o mm R¾"	S2i mm R¾"	S2o mm R¾"	T	U	X
✓	✓	ø132	✓/✓	738	141	638	258	✓	✓	✓
✓	✓	ø132	✓/✓	738	141	638	258	✓	✓	✓



General parameters

L	Capacity
H, mm	Overall Height
H1, mm	Height of water tank
C, mm	Depth
øD, mm	Diameter of water tank
øO, mm	Diameter of flange, inspection opening
kg	Weight

Inlets / Outlets

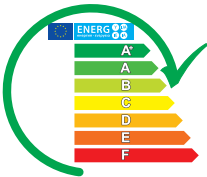
A, mm	Cold water inlet
B, mm	Hot water outlet
P1/P2	Anode
S1i	First coil input S1
S1o	First coil outlet S1
S2i	Second coil input S2
S2o	Second coil outlet S2
T	Thermostat
U	Electric heating element
X	Stand for wall installation
X1, mm	Distance between both stands

Heat exchanger coil. Parameters.

S1 / S2	Lower coil / Upper coil
S1/S2, m²	Heat exchange surface S1/S2
S1/S2, L	Coil capacity S1/S2
S1/S2, kW (m³/h)	Prolonged power acc. to DIN 4708; 80°C/60°C/45°C, S1/S2
S1/S2, NL 60°C	NL-power coefficient at 60°C, S1/S2
S1/S2, Δp mbar	Pressure drop Δp, S1/S2



High efficiency bathroom water heaters.
Easy to use and reliable.
Vertical and horizontal models.
Suitable to produce domestic hot water (DHW).
In models with an electric heater, the water is heated directly.
While in models with a built-in one or two heat exchangers and an electric heater, the water is heated by using electrical energy and / or an external source of heat (solar and / or heating system).



Class

C

Capacity, Liters

80 - 200

Energy efficiency. Directive 2010/30/EU, Regulation 812/2013.



Insulation	High efficiency insulation (DIN 4753-8): rigid PU, thickness 32 mm. External metal casing in white RAL 9003.
Water tank	Water tank of low-carbon steel S235JR. Complex corrosion protection realized by means of titanium enamel (DIN 4753-3) and and two magnesium anodes (DIN 4753-6). Thermometer. Convenient inspection opening on the bottom of water tank. Control panel: external thermostat control, light indicator. Electric heating element: 1.5kW, 2kW, 3kW. Operating pressure: 8 bar Test pressure: 13 bar Maximum temperature: 95°C
Inlets / Outlets	All threads are external. Available models with Left-side inlets/outlets or right-side inlets/outlets for convenient connection.
Heat-exchanger: coil, water mantle (models BB NL S1, BB NL S2, BB NL S1M)	Enables the tank to utilize an external source of heat. Operating pressure coil/ mantle: 16 bar / 1.5 bar Test pressure coil/ mantle: 25 bar / 3 bar Maximum temperature coil/ mantle: 110°C / 95°C





Safety devices	Safety valve, 8 bar. Thermostat with dual thermal electric protection.
-----------------------	--



BB NL V/EL, electric (without coil). Vertical models.

Connections: **bottom side** (inlet/outlet water).



		Model		Code
80		BB NL 80 V/EL	2	4010102105205
			3	4010102105206
100		BB NL 100 V/EL	2	4010102105209
			3	4010102105210
120		BB NL 120 V/EL	2	4010102105213
			3	4010102105214
150		BB NL 150 V/EL	3	4010102105218
			3	4010102105222



General parameters

	H mm	H1 mm	C mm	D mm	
80	685	625	540	ø520	38
100	815	755	540	ø520	42.2
120	945	885	540	ø520	50
150	1085	1025	540	ø520	56
200	1355	1295	540	ø520	68



BB NL V/S1, with one coil. Vertical models.

Connections: **bottom side** (inlet/outlet water) and **right side** (inlet/outlet coil).



		Model		Code
80		BB NL 80 V/S1	2	4010102102205
			3	4010102102206
100		BB NL 100 V/S1	2	4010102102209
			3	4010102102210
120		BB NL 120 V/S1	2	4010102102213
			3	4010102102214
150		BB NL 150 V/S1	3	4010102102218
			3	4010102102222



General parameters

	H mm	H1 mm	C mm	D mm	
80	685	625	540	ø520	42.2
100	815	755	540	ø520	51
120	945	885	540	ø520	55.8
150	1085	1025	540	ø520	70
200	1355	1295	540	ø520	82.4


BB NL V/S2, with two coils. Vertical models.

Vertical models. Connections: **right side** (inlet/outlet water, coils)



		Model		Code
200		BB NL 80V/S2	3	4010102103222

General parameters

H mm	H1 mm	C mm	D mm	
1370	1295	540	ø520	89



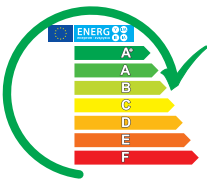
Bathroom water heaters with easy operation and compact size.

Vertical installation.

Suitable for domestic hot water production.

The models have two parallel heat exchangers coils for direct water heating.

Possibility to connect to the solar and heating system.



Class

C

Capacity, Liters

150 - 200

Energy efficiency. Directive 2010/30/EU, Regulation 812/2013.



Insulation	High efficiency insulation (DIN 4753-8): rigid PU, thickness 32 mm. External metal casing in white RAL 9003.
Water tank	Water tank of low-carbon steel S235JR. Complex corrosion protection realized by means of titanium enamel (DIN 4753-3) and two magnesium anodes (DIN 4753-6). Thermometer. Convenient inspection opening on the bottom of water tank. Control panel: external thermostat control, light indicator. Electric heating element: 2kW, 3kW. Operating pressure: 8 bar Test pressure: 13 bar Maximum temperature: 95°C
Inlets / Outlets	All threads are external. Available models with Left-side inlets/outlets or right-side inlets/outlets for convenient connection.
Heat-exchanger: two parallel coils	Enables the tank to utilize an external source of heat. Operating pressure: 16 bar Test pressure: 25 bar Maximum temperature: 110°C



Safety devices	Safety valve, 8 bar. Thermostat with dual thermal electric protection.
-----------------------	--

BB NL PRL series with two parallel coils





BB NL PRL with two parallel coils

Vertical models.

Connections: **right side** (inlet/outlet water, coils).



	Model		Code
150	BB NL 150 PRL	3	4010102103318
200	BB NL 200 PRL	3	4010102103322

Connections: **left side** (inlet/outlet water, coils).

	Model		Code
150	BB NL 150 PRL L	3	4010102103320
200	BB NL 200 PRL L	3	4010102103324

BB NL PRL, with two parallel coils. Vertical models.

General parameters.

	H mm	H1 mm	C mm	D mm	
150	1085	1025	540	ø520	77
200	1370	1310	540	ø520	89

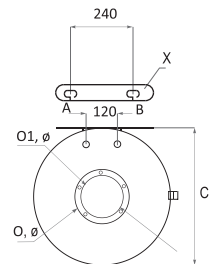
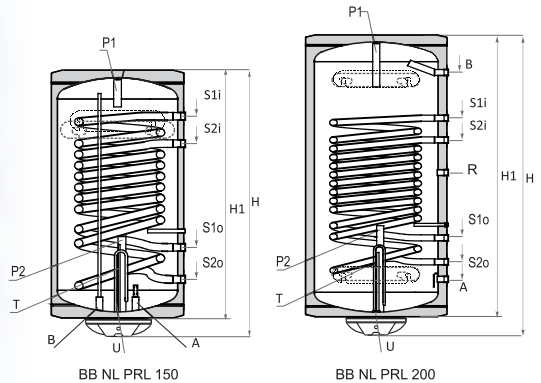
Heat exchanger coil. Parameters.

Vertical models.

S1/S2 m ²	S1/S2 L	S1/S2 kW (m ³ /h)	S1/S2 NL 60°C	S1/S2 Δp, mbar
0.7/0.44	3.6/2.3	15(0.37) / 82(0.2)	1.5/1.1	65/50
0.7/0.44	3.6/2.3	15(0.37) / 82(0.2)	1.5/1.1	65/50

Inlets / Outlets

A mm	B mm	O mm	P1/P2	R mm	S1i mm	S1o mm	S2i mm	S2o mm	T	U	X	X1
Rp 1/2"	Rp 3/4"	Ø		Rp 3/4"	R 3/4"	R 3/4"	R 3/4"	R 3/4"				
✓	170	ø132	✓/✓	-	810	150	410	260	✓	✓	✓	630
✓	1120	ø132	✓/✓	660	910	250	810	360	✓	✓	✓	900



General parameters

- L** Capacity
- H, mm** Overall Height
- H1, mm** Height of water tank
- C, mm** Depth
- øD, mm** Diameter of water tank
- øO, mm** Diameter of flange, inspection opening
- kg** Weight

Inlets / Outlets

- A, mm** Cold water inlet
- B, mm** Hot water outlet
- P1/P2** Anode
- R, mm** Recirculation
- S1i** First coil input S1
- S1o** First coil outlet S1
- S2i** Second coil input S2
- S2o** Second coil outlet S2
- T** Thermostat
- U** Electric heating element
- X** Stand for wall installation
- X1, mm** Distance between both stands

Heat exchanger coil. Parameters.

- S1 / S2** Lower coil /Upper coil
- S1/S2, m²** Heat exchange surface S1/S2
- S1/S2, L** Coil capacity S1/S2
- S1/S2, kW (m³/h)** Prolonged power acc. to DIN 4708; 80°C/60°C/45°C, S1/S2
- S1/S2, NL 60°C** NL- power coefficient at 60°C, S1/S2
- S1/S2, Δp mbar** Pressure drop Δp, S1/S2

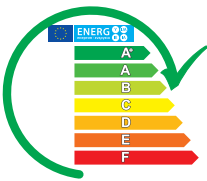



Compact and efficient water heater with one heat exchanger coil.

Suitable to produce domestic hot water (DHW). Designed for connection to a diesel boiler of gas boiler.

Diesel boiler (or gas boiler) can be placed on top of the water heater.

This is a space-saving solution for small installation room.



Class

C

Capacity, Liters

120 - 200

Energy efficiency. Directive 2010/30/EU, Regulation 812/2013.





Insulation	High efficiency insulation (DIN 4753-8): rigid PU, thickness 50 mm. External metal casing in white RAL 9006.
Water tank	Water tank of low-carbon steel S235JR. Complex corrosion protection realized by means of titanium enamel (DIN 4753-3) and magnesium anode (DIN 4753-6). Thermometer. Two sensors monitor the temperature in the water heater and the boiler. Convenient inspection opening 180x110. Adjustable feet. Operating pressure: 10 bar Maximum temperature: 95°C
Inlets/ Outlets	All threads are external.
Heat-exchanger: coil	The heat exchange coil is connected to the boiler. Operating pressure: 16 bar Operating pressure: 110°C



Safety devices	Safety valve, 8 bar.
-----------------------	----------------------


BB Q/S1 EXT with one coil. Horizontal models.

General parameters

	Model	Code	H mm	D mm	C mm	
120	BB 120 Q/S1 EXT	4010102102114	568	815	608	84
150	BB 150 Q/S1 EXT	4010102102118	568	965	608	96
200	BB 200 Q/S1 EXT	4010102102122	668	995	708	113

Heat exchanger coil. Parameters.

Inlets / Outlets

	S1 m ²	S1 L	S1 L/h(kW)	S1 NL 60°C	S1 Δp, mbar	A	B	O mm ∅	P	R	S1i	S1o	T	Z1	Z2
120	0.76	5.0	610(24.8)	1.5	80	R $\frac{3}{4}$ "	R $\frac{3}{4}$ "	∅180/110	✓	R $\frac{3}{4}$ "	R $\frac{3}{4}$ "	R $\frac{3}{4}$ "	✓	✓	✓
150	0.76	5.0	610(24.8)	2.0	80	R $\frac{3}{4}$ "	R $\frac{3}{4}$ "	∅180/110	✓	R $\frac{3}{4}$ "	R $\frac{3}{4}$ "	R $\frac{3}{4}$ "	✓	✓	✓
200	0.90	5.7	640(26.0)	2.3	90	R $\frac{3}{4}$ "	R $\frac{3}{4}$ "	∅180/110	✓	R $\frac{3}{4}$ "	R $\frac{3}{4}$ "	R $\frac{3}{4}$ "	✓	✓	✓

The information provided herein is subject to change without prior notice.

General parameters


L Capacity
H, mm Height
D, mm Length
C, mm Diameter
kg Weight

Inlets / Outlets

A Cold water inlet
B Hot water outlet
P1 Anode
R Recirculation
S1i Coil inlet
S1o, Coil outlet
T Thermometer
Z1 Sensor for thermometer
Z2 Sensor for boiler

Heat exchanger coil. Parameters.

S1 Heat exchanger coil.
S1, m² Heat exchange surface
S1, L Coil capacity
S1, L/h (kW) Prolonged power acc. to DIN 4708;
 10°C/80°C/45°C
S1, NL 60°C NL-power coefficient at 60°C
S1, Δp mbar Pressure drop Δp

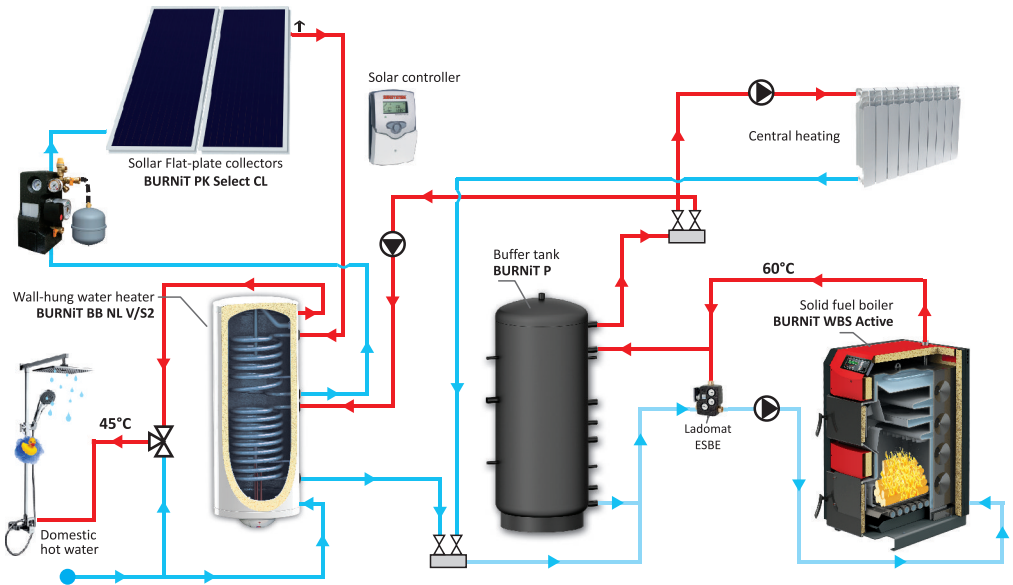


BURNIT[®]

by **SUNSYSTEM**



For a Better Life.



NES Ltd

tel.: +359 2 90 39 780
e-mail: sales@burnit.bg
www.burnit.bg